











HighSpeed PC

Home of the Tech Station ~ Fast-Access PC Workbench
 The original open-air computer case!
<http://www.highspeedpc.com>

Tech Station model and motherboard form factor compatibility chart

Compatible Tech Station Model	Motherboard Form Factor						
	µ/mITX	mATX	ATX	eATX	XL-ATX	HPTX	SSI-EEB SSI-CEB SSI-MEB SSI-TEB
 Original Tech Station - Standard size (ATX)	✓	✓	✓				
 Top Deck Tech Station - Standard size (ATX)	✓	✓	✓				
 Half-Deck Tech Station - Standard size (ATX)	✓	✓	✓				
 Original Tech Station - Large size (EATX)	✓	✓	✓	✓			*
 Top Deck Tech Station - Large size (EATX)	✓	✓	✓	✓			*
 Half-Deck Tech Station - Large size (EATX)	✓	✓	✓	✓			
 XL-ATX Top Deck Tech Station Kit	✓	✓	✓	✓ ⊗	✓		
 Half-Deck Tech Station - XL-ATX	✓	✓	✓	✓ ⊗	✓	†	
 HPTX Top Deck Tech Station	✓	✓	✓	✓	✓	✓	✓ *
 Tech Tower Vertical Workstation	✓	✓	✓	✓		†	†

† Available upon [request](#) * See diagram below ⊗ With slight overhang/blocked GPU fans on boards over 11" deep.

In general, if your motherboard is **12" wide or less** (across the side with the I/O inputs) you can use **any Tech Station model**. If your board is **wider than 12"** you'll need one of the **XL-ATX or HPTX Tech Stations**, or [contact us](#) about customizations.

* For **SSI based server motherboards** please read the important considerations on the next page:

* For SSI-CEB, SSI-EEB, SSI-MEB, SSI-TEB server motherboards:

If your motherboard is:

- **No wider than 12"** (across the I/O and add-in card side) you can use any **Large size (eATX), Vertical**, or the **HPTX Tech Station**. (or XL-ATX, with overhang)
- **Over 12" Wide** (across the I/O and add-in card side) you must use the **HPTX Tech Station** for best fit. (or XL-ATX, with overhang)

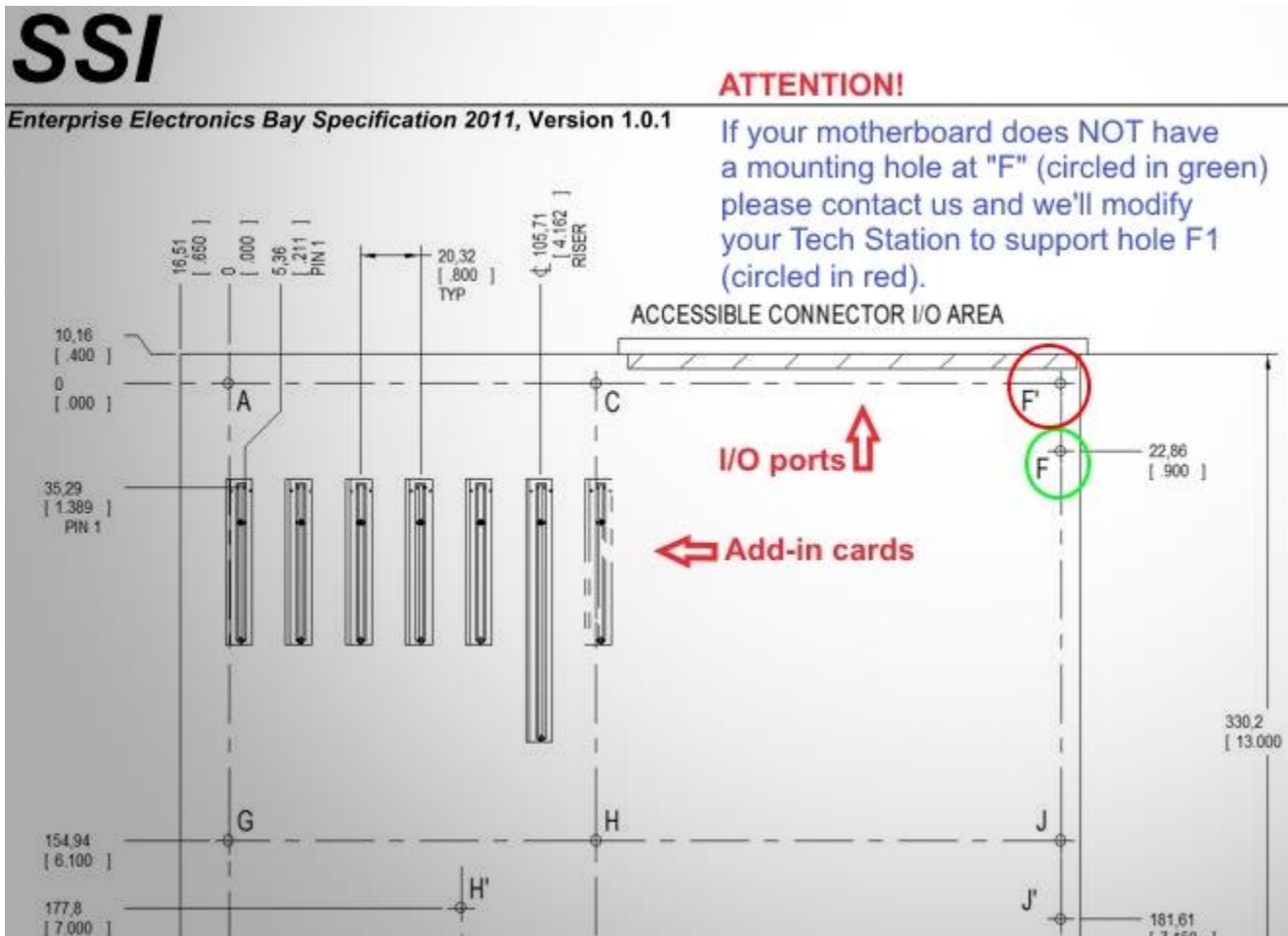
(* Refer to diagram below for the following info)

If your motherboard's standoff layout does NOT include hole "F", but DOES have "F1":

- The mounting point "F" is one of the stock ATX standoffs we use on all our benches. To get a standoff located at "F1" we will need to modify your Tech Station prior to shipping it to you. It's a quick customization, and it's **FREE**. Read below for ordering details.

To order a Tech Station configured to include motherboard standoff **F1** (circled in red): Simply leave a message in the "notes" section during checkout, saying something like; "hey, I need my bench to have standoff hole F1 added for an SSI mainboard". Or [contact us](#) before placing the order if you prefer.

We'll also leave in the stock hole (F) which can simply go unused until you have a motherboard that needs it, then you can just swap out the nylon bolt and rubber standoff from F1. (If you don't want stock hole F at all, please tell us at the time of ordering.)



Again, this customization is **free of charge**, but we need to hear from you at the time the order is placed.